



# CROSS FIELD ARRAY™

## LONG THROW ALL-WEATHER LOUDSPEAKER SYSTEM

### ONE SYSTEMS®

The ONE SYSTEMS® Cross Field Array™ was designed to provide very high acoustic output where long throw requirements are specified. The Cross Field Array is a nominal 50 degree horizontal by 20 degree vertical array in a vertically stacked configuration. This configuration provides substantially reduced time domain interaction between the bass/mid bass and high frequency portions of the frequency spectrum. Many conventional designs employ "nested" horns that generate substantial time domain distortions. One Systems products are designed to produce superior vocal intelligibility and clarity in critical applications.

The Cross Field Array is a direct weather design that features a three layer stainless steel grill assembly. The enclosure design is a laminated fiberglass design with high safety factor structural rigging points molded in the enclosure shell. There are 11 M10 rigging points and the system is supplied with a stainless steel "U" bracket that may be wall mounted or pole mounted.

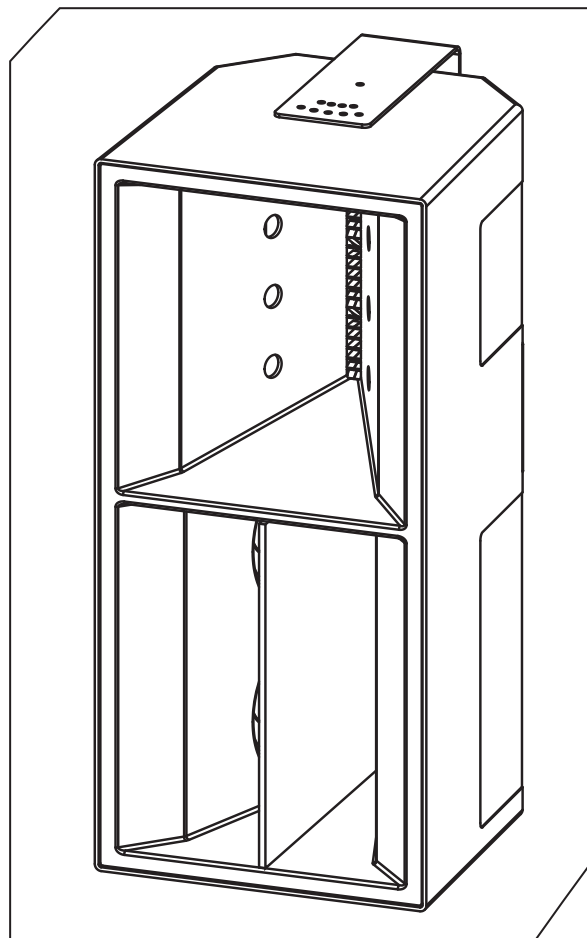
The system is also compatible with the One Systems Pole Mount System EX if vertical tilt requirements are specified.

The Cross Field Array is a two way design that features four neodymium based 10" (254mm) diameter low frequency drivers loaded in a high Q, wide bandwidth horn assembly. Each low frequency driver offers very high power handling and reliability. The low frequency design provides excellent horn loading for the 10 inch drivers to below 100Hz.

The high frequency section consists of 3 medium format titanium diaphragm compression drivers loaded in an amplitude shaded vertical array. The amplitude shading insures the necessary vertical included

angle radiation to beyond 8kHz. The three drivers are coupled to a 50 degree by 20 degree wave guide. The passive crossover provides full high order filtering and amplitude equalization.

System inputs are a four position barrier strip and parallel Neutrik Speakon connectors. The input section features an aluminum weather cover with an integral IP68 rated gland nut. The gland nut will accommodate cable outside diameters of 7mm to 12mm (0.236" to 0.472"). The maximum diameter will accept most 2 conductor AWG12 cable assemblies. The system is also available with a three tap 600 watt wide bandwidth matching transformer that offers taps at 600 watts, 300 watts, and 150 watts.



### FEATURES AND BENEFITS

- Extremely High Output Capability
- Long Throw Optimized for Outdoor Sports Venues
- Non-Coaxial Design for Optimized Intelligibility
- U Bracket/Pole Mount Adaptor Included
- Three Element Amplitude Shaded Vertical HF Array
- Four 10" Neodymium Woofers for Extended LF Bandwidth
- High Strength Integral Structural Rigging
- UV Resistant Fiberglass Design
- Optional version (Cross Field Array-100 or Cross Field Array-70) with 600 watt 3 tap 100V or 70V line matching transformer

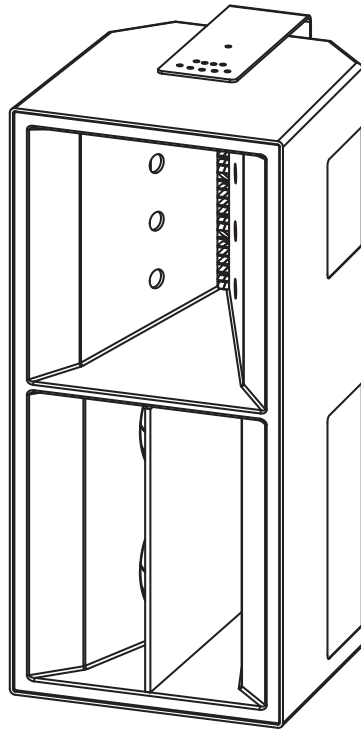
### SPECIFICATIONS

Frequency Response:	70Hz-16kHz
Coverage Pattern:	50H x 20V
Passive Crossover Frequency:	800Hz
System Sensitivity: (1 watt-1 meter)	105dB
Power Handling:	1200 watts Continuous 2400 watts Program 4800 watts Peak
Nominal Impedance:	4 ohms



**ONE SYSTEMS®**

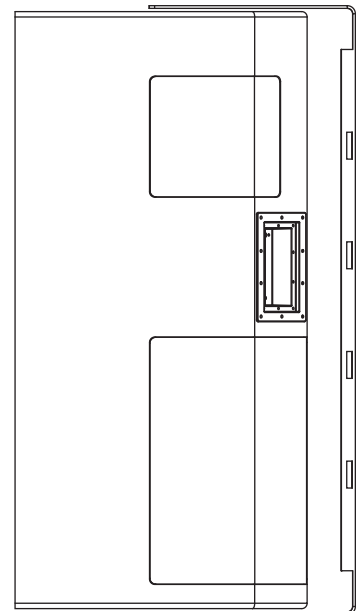
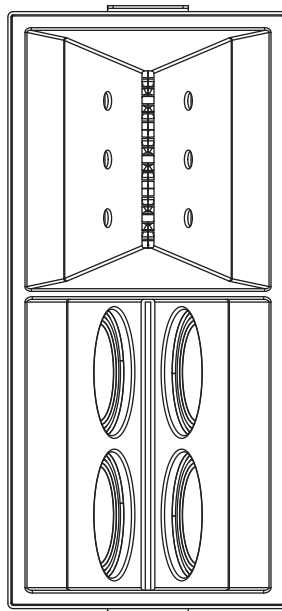
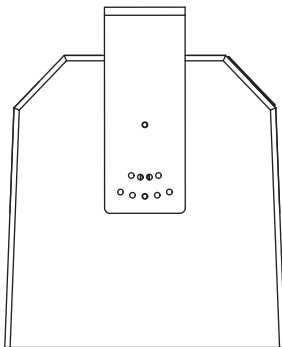
# CROSS FIELD **ARRAY**™



## SYSTEM SPECIFICS

EASE 4.0 data	<a href="http://www.ONESYSTEMS.com">www.ONESYSTEMS.com</a>
Suspension/Mounting points:	11 M10 Rigging Points
Weather Performance:	IP45
Dimensions (H x W x D):	1100mm x 520mm x 560mm (43.3 in x 20.5 in x 22 in)
Net Weight:	75 kg (165 lbs)*
Optional Accessories:	Pole Mount System EX

\*Note: add additional 13.5kg (30lbs) for external "U"/pole mount bracket (supplied)



ONE SYSTEMS, Inc • 6204 Gardendale Dr. • Nashville, TN 37215  
ONE SYSTEMS Group- European Division • Mittelsmoorer Strasse 12 • 28879 Grasberg Germany  
ONE SYSTEMS Global Co. Ltd. • 87/114 Modern Town 15th Floor • Sukhumvit 63 Ekkamai Soi 3  
Klongtoey, Bangkok 10110 Thailand

© 2009 ONESYSTEMS Group, Co. LTD. All Rights Reserved

**ONE SYSTEMS®**